


# Aboriginal Clothing

## Aboriginal Groups and Their Clothing

*The clothing of Aboriginal peoples depended on climate and resources. Therefore, different Aboriginal groups made different types of clothing.*



The **Inuit** found that caribou fur provided a lot of warmth, and that boots were waterproof when made from sealskin. People of the **Northwest Coast** found the inner bark of cedar trees good for making skirts and capes. They also made waterproof hats from spruce roots. The **Plains** people hunted animals like buffalo and moose, so they made dresses, breechcloths, leggings, and moccasins with animal hide.



### How to Prepare Hide out of Buffalo Skin

In order to prepare hide out of buffalo skin, Aboriginals of the Plains would scrape the skin on one side to remove fat, and then scrape the other side to remove fur. They then stretched the skin on a wooden frame, and rubbed in a liquid containing some of the buffalo's organs. Next, they soaked the skin in water for further softening. After drying, they stretched it near a fire and rubbed it some more with a smooth rock.

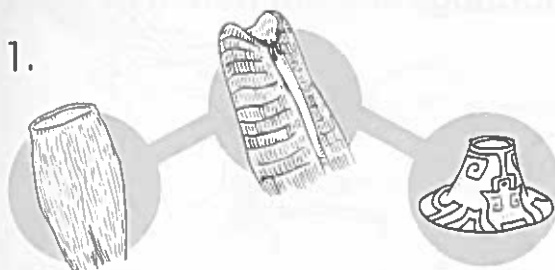
Name: \_\_\_\_\_

Date: \_\_\_\_\_

# Aboriginal Clothing

A. Write "Inuit", "Northwest Coast", or "Plains" for each set of clothing.

1.



\_\_\_\_\_

2.



\_\_\_\_\_

3.



\_\_\_\_\_

## How to Skin

B. Complete the steps of preparing hide out of buffalo skin.

### How to Prepare Hide out of Buffalo Skin

1. Scrape \_\_\_\_\_
2. Scrape \_\_\_\_\_
3. Stretch \_\_\_\_\_
4. Rub \_\_\_\_\_
5. Soak \_\_\_\_\_
6. Stretch \_\_\_\_\_
7. Rub \_\_\_\_\_

Name: \_\_\_\_\_

Date: \_\_\_\_\_

Name: \_\_\_\_\_

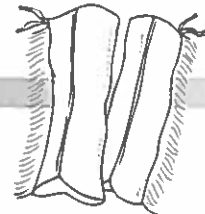
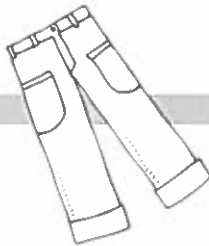
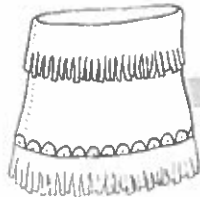
# Aboriginal Clothing

Read about what Aboriginal peoples of the Eastern Woodlands wore. Then circle the correct pieces of clothing.

*To make and repair clothing, we used things like animal skins and furs. In summer, girls and women wore dresses. Boys and men wore leggings and breechcloths. Everyone put on a pair of moccasins.*



**For men:**



**For women:**



**For children:**



## Aboriginal

A. Write lines

B

C

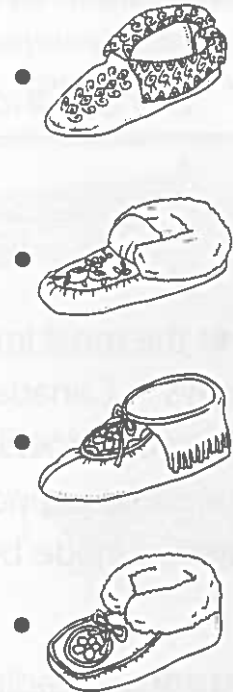
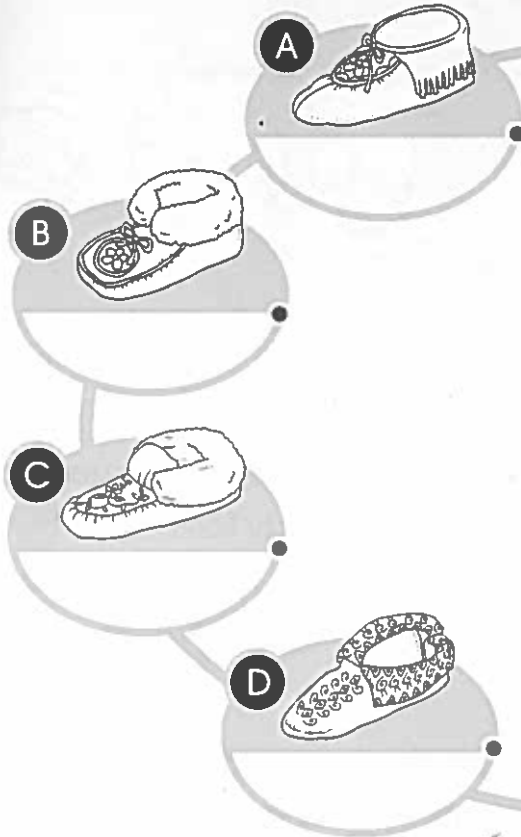
B. Read

Ab  
from

1. |
2. |
3. |
4. |

# Aboriginal Clothing

- A. Write "skin" or "fur" to tell what each moccasin is made with. Then draw lines to match the pairs.



- B. Read what Jenny says and see if you know what each material was used for.

*Aboriginal peoples also used many different things from the environment.*

1. roots \_\_\_\_\_
2. bone awls \_\_\_\_\_
3. deer skin \_\_\_\_\_
4. moose hair \_\_\_\_\_



cloth  
thread  
needle  
weaving